

# RefectoCil Intense Brow[n]s



Brow & lash tints for an  
intense, natural-looking  
results with a customized  
make-up effect



## PRIME

### Intensifying Primer

Prepares eyebrow area for a more intense make-up effect. For longer lasting results.

Choose **Medium** for a softer effect.  
Choose **Strong** for an intense result.



FOR BROWS ONLY



## TINT

### Base Gel

Base Gel for Intense Brow[n]s is available in 4 colours:

**Ash Brown:** For lighter and natural looking results.

**Chocolate Brown:** For natural brunette results.

**Deep Brown:** For dark brown results.

**Black Brown:** For almost black and bold results.



FOR BROWS & LASHES



## ACTIVATE

### Activator Gel

The Activator Gel contains Silver Nitrate that tints brows and lashes from deep within.



FOR BROWS & LASHES



PREPARE

MAP

PRIME

TINT

ACTIVATE

ADJUST

Micellar Eye  
Make-up  
Remover

Brow  
Mapper

OPTIONAL

Intensifying  
Primer

For a more  
intense make-up  
effect.



4 MINS

STEP 1

Base  
Gel

Select desired  
colour.



2 MINS

STEP 2

Activator  
Gel



1 MIN

Tint  
Remover

To adjust tinting  
results and  
remove  
unwanted skin  
stains.

## How to Prepare

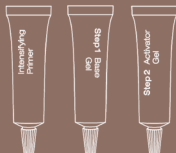


## Micellar Eye Make-up Remover & Brow Mapper

Clean eyebrows and lashes with the Micellar Make-up Remove and draw the desired shape with the Brow Mapper.

## How to Prime and Tint

DON'T MIX THE INTENSIFYING PRIMER, BASE GEL AND ACTIVATOR GEL. APPLY IN THE INSTRUCTED SEQUENCE.



## Intensifying Primer (Optional)

Intensifying Primer, medium and strong, for a more intense make-up effect and longer-lasting results.

## Base Gel Step 1

Base Gel for Intense Brow[n]s is available in 4 colours.

## Activator Gel Step 2

The Activator Gel contains Silver Nitrate that tints brows and lashes from deep within.

## How to adjust tinting results






## Tint Remover

Use the Tint Remover to individually adjust the result or to remove unwanted skin stains.

Create intense yet natural looking results with the new innovative tinting system by RefectoCil, Intense Brow[n]s. Discover the new trend service, "Brow Intensifying by RefectoCil". For professional use only.

# BROW INTENSIFYING

by RefectoCil



Easy application  
in the salon

Lasts up to  
6 weeks

Dermatologically  
tested

Patented tinting  
system

Learn everything you need to know about “Brow Intensifying by RefectoCil” and find out about the 3 techniques developed to respond to your clients’ individual brow needs.



### Full Brow Technique

For a particularly intense look.



### Ombre Shading Technique

For a natural and feathery-like look.



### Brow Filling Technique

For more contoured and defined look.

RefectoCil Intense Brow[n]s is available in 4 beautiful shades. For even more expressive results, use one of the Intensifying Primers to create a customised and semi-permanent make-up effect.

Fuller looking brows and expressive lashes in only a few steps!



For more info, visit our website.