

RefectoCil

Intense Brow[n]s

Brow & lash tints
for an intense,
natural-looking
results with a
customised
make-up effect





PRIME

Intensifying Primer

Prepares eyebrow area for a more intense make-up effect. For longer lasting results.

Choose **Medium** for a softer effect.
Choose **Strong** for an intense result.



FOR BROWS ONLY



TINT

Base Gel

Base Gel for Intense Brow[n]s is available in 4 colours:

Ash Brown: For lighter and natural looking results.

Chocolate Brown: For natural brunette results.

Deep Brown: For dark brown results.

Black Brown: For almost black and bold results.



FOR BROWS & LASHES



ACTIVATE

Activator Gel

The Activator Gel contains Silver Nitrate that tints brows and lashes from deep within.



FOR BROWS & LASHES



PREPARE

MAP

PRIME

TINT

ACTIVATE

ADJUST

Micellar
Eye
Make-up
Remover

Brow
Mapper

OPTIONAL

Intensifying
Primer

For a more
intense
make-up
effect.



STEP 1

Base
Gel

Select
desired
colour.



STEP 2

Activator
Gel



Tint
Remover

To adjust
tinting results
and remove
unwanted skin
stains.

How to Prepare



Micellar Eye Make-up Remover & Brow Mapper

Clean eyebrows and lashes with the Micellar Make-up Remove and draw the desired shape with the Brow Mapper.

How to Prime and Tint

DON'T MIX THE PRIMER, BASE GEL OR ACTIVATOR GEL. APPLY IN THE INSTRUCTED SEQUENCE.



Intensifying Primer *Optional*

Intensifying Primer, medium and strong, for a more intense make-up effect and longer-lasting results.

Base Gel *Step 1*

Base Gel for Intense Brow[n]s is available in 4 colours.

Activator Gel *Step 2*

The Activator Gel contains Silver Nitrate that tints brows and lashes from deep within.

How to adjust tinting results







Tint Remover

Use the Tint Remover to individually adjust the result or to remove unwanted skin stains.

Create intense yet natural looking results with the new innovative tinting system by RefectoCil, Intense Brow[n]s. Discover the new trend service, "Brow Intensifying by RefectoCil". For professional use only.

BROW INTENSIFYING

by RefectoCil



Easy application
in the salon

Lasts up to
6 weeks

Dermatologically
tested

Patented tinting
system

Learn everything you need to know about “Brow Intensifying by RefectoCil” and find out about the 3 techniques developed to respond to your clients’ individual brow needs.



Full Brow Technique

For a particularly intense look.



Ombre Shading Technique

For a natural and feathery-like look.



Brow Filling Technique

For more contoured and defined look.

RefectoCil Intense Brow[n]s is available in 4 beautiful shades. For even more expressive results, use one of the Intensifying Primers to create a customised and semi-permanent make-up effect.

Fuller looking brows and expressive lashes in only a few steps!



For more info, visit our website.